Standard Silicon Rectifiers

Reverse Voltage - 1600 V
Forward Current - 10 A



FEATURES

- The plastic package carries Underwriters Laboratory Flammability Classification 94V-0
- Open Junction chip
- Low reverse leakage
- High forward surge current capability
- High temperature soldering guaranteed 250°C/10 seconds at terminals

MECHANICAL DATA

- Case: R-6
- Terminals: Solderable per MIL-STD-750, Method 2026
- Approx. Weight: 2.05g / 0.072oz

Maximum Ratings and Electrical characteristics

Ratings at 25 °C ambient temperature unless otherwise specified.
Single phase half-wave 60 Hz, resistive or inductive load, for capacitive load current derate by 20 %.

Parameter	Symbols	10A16	Units
Maximum Repetitive Peak Reverse Voltage	V_{RRM}	1600	V
Maximum RMS voltage	V_{RMS}	1120	V
Maximum DC Blocking Voltage	V_{DC}	1600	V
Maximum Average Forward Rectified Current at T_c = 100 °C	$I_{F(AV)}$	10.0	A
Peak Forward Surge Current 8.3 ms Single Half Sine Wave Superimposed on Rated Load	I_{FSM}	400.0	A
Maximum Instantaneous Forward Voltage at 10A	V_F	1.0	V
Maximum DC Reverse Current at Rated DC Blocking Voltage T_a = 25 °C T_a=125 °C	I_R	10.0 500	μA
Typical Junction Capacitance (1)	C_j	150.0	pF
Typical Thermal Resistance	$R_{\theta JA}$	40.0	°C/W
Operating and Storage Temperature Range	T_j, T_{stg}	-55 ~ +150	°C

Note: (1) **Measured at 1 MHz and applied reverse voltage of 4.0V D.C.**

Ratings And Characteristic Curves

FIG. 1- DERATING CURVE OUTPUT RECTIFIED CURRENT

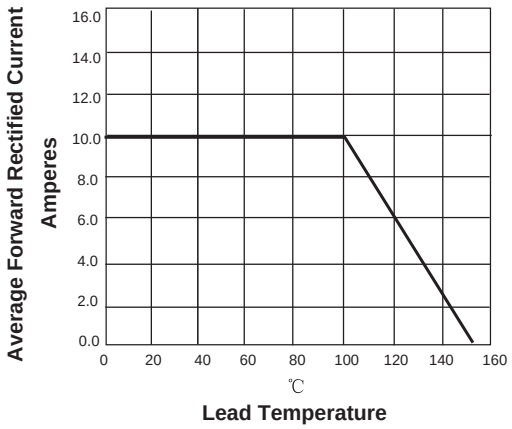

FIG. 2-MAXIMUM NON-REPETITIVE PEAK FORWARD SURGE CURRENT PERLEG

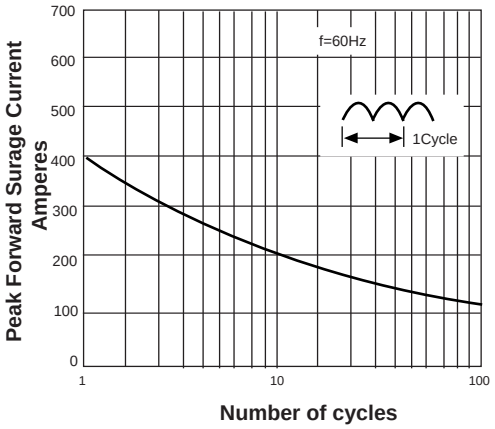

FIG. 3-TYPICAL FORWARD VOLTAGE CHARACTERISTICS

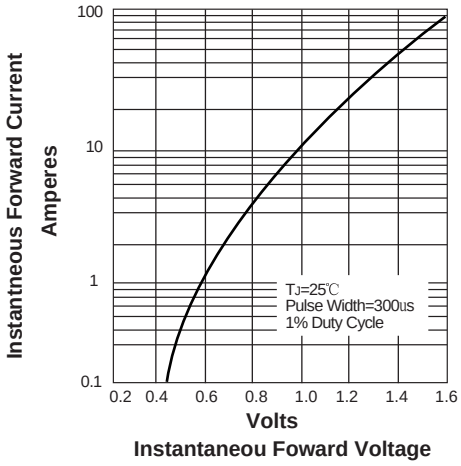

FIG. 4-TYPICAL REVERSE LEAKAGE CHARACTERISTICS

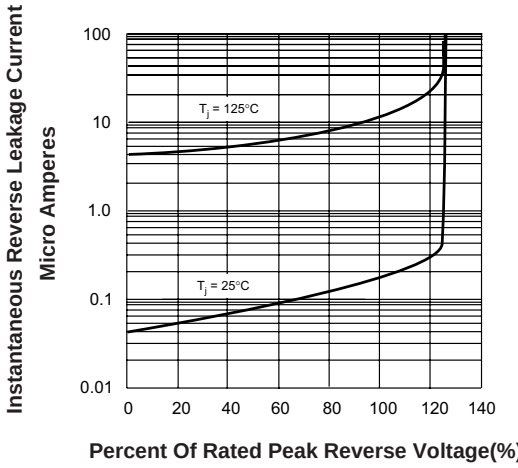

Ordering information

Package	Packing Description	Packing Quantity
R-6	bulk	100PCS/Inner Box 5000PCS/Carton
	ammo pack	500PCS/Box 5000PCS/Carton

Package Dimensions

R-6

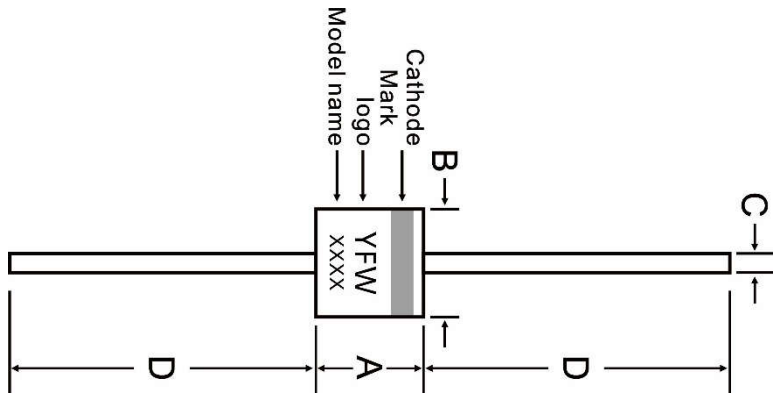

Dim.	Millimeter(mm)		INCHES	
	Min.	Max.	Min.	Max.
A	8.60	9.10	0.340	0.360
B	8.60	9.10	0.340	0.360
C	1.20	1.30	0.048	0.052
D	25.40	-	1.00	-

Disclaimer

The information presented in this document is for reference only. GuangDong Youfeng Microelectronics Co.,Ltd. reserves the right to make changes without notice for the specification of the products displayed herein to improve reliability, function or design or otherwise. The product listed herein is designed to be used with ordinary electronic equipment or devices, and not designed to be used with equipment or devices which require high level of reliability and the malfunction of with would directly endanger human life (such as medical instruments, transportation equipment, aerospace machinery, nuclear-reactor controllers, fuel controllers and other safety devices),YFW or anyone on its behalf, assumes no responsibility or liability for any damages resulting from such improper use of sale. This publication supersedes & replaces all information previously supplied. For additional information, please visit our website https://www.yfwdiode.com, or consult YFW sales office for further assistance.