

Ultra Fast Recovery Surface Mounted Rectifiers

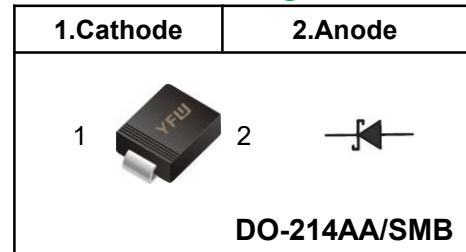
Reverse Voltage - 600 V

Forward Current - 2.0 A

FEATURES

- ◆ The plastic package carries Underwriters Laboratory Flammability Classification 94V-0
- ◆ Idea for printed circuit board
- ◆ Glass passivated Junction chip
- ◆ Low reverse leakage
- ◆ High forward surge current capability
- ◆ High temperature soldering guaranteed
260°C/10 seconds at terminals

Pinning



Marking Code

MUR260B	YFW MUR260
----------------	-------------------

MECHANICAL DATA

- ◆ Case: DO-214AA/SMB
- ◆ Terminals: Solderable per MIL-STD-750, Method 2026
- ◆ Approx. Weight: 0.095g / 0.003oz

Absolute Maximum Ratings and Electrical characteristics

Ratings at 25 °C ambient temperature unless otherwise specified. Single phase, half wave, 60Hz resistive or inductive load, for capacitive load, derate by 20 %

Parameter	Symbols	Value	Units
Maximum Repetitive Peak Reverse Voltage	V_{RRM}	600	V
Maximum RMS voltage	V_{RMS}	420	V
Maximum DC Blocking Voltage	V_{DC}	600	V
Maximum Average Forward Rectified Current at $T_c=100\text{ }^{\circ}\text{C}$	$I_{F(AV)}$	2.0	A
Peak forward surge current, 8.3ms single half sine-wave superimposed on rated load	I_{FSM}	60.0	A
Maximum Instantaneous Forward Voltage at 2.0 A	V_F	1.3	V
Maximum Instantaneous Reverse Current at Rated DC Reverse Voltage	I_R	$T_A = 25^{\circ}\text{C}$ 5	UA
		$T_A = 125^{\circ}\text{C}$ 200	
Maximum Reverse Recovery Time	T_{rr}	50	ns
Typical thermal resistance	$R_{\theta JA}$ $R_{\theta JL}$	65	°C/W
		16	
Operating Junction Temperature Range	T_j	-55 to +150	°C
Storage Temperature Range	T_{stg}	-55 to +150	°C

Note: Reverse recovery time test condition: $I_F=0.5\text{A}$ $I_R=1.0\text{A}$ $I_{rr}=0.25\text{A}$

Ratings And Characteristic Curves

FIG. 1- DERATING CURVE OUTPUT RECTIFIED CURRENT

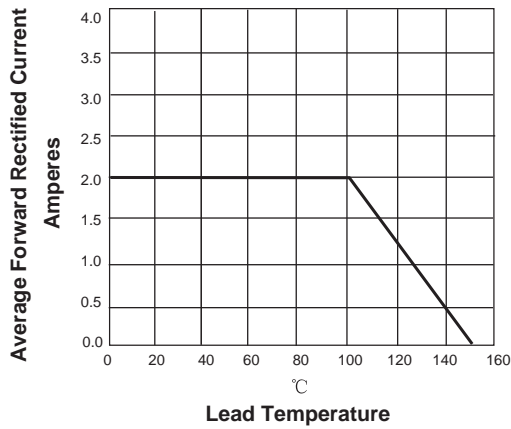


FIG. 2-MAXIMUM NON-REPETITIVE PEAK FORWARD SURGE CURRENT PER LEG

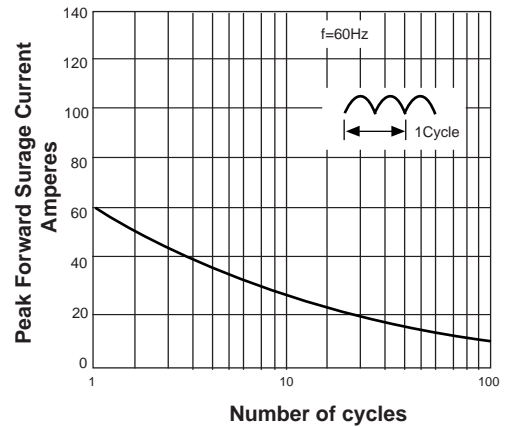


FIG. 3-TYPICAL FORWARD VOLTAGE CHARACTERISTICS

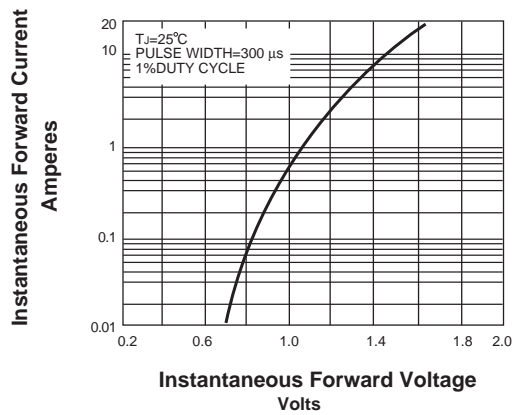
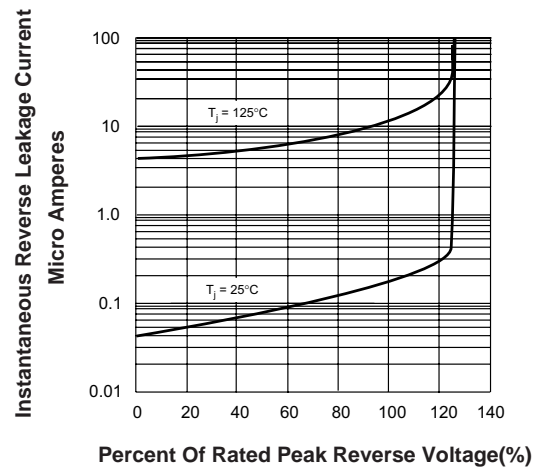
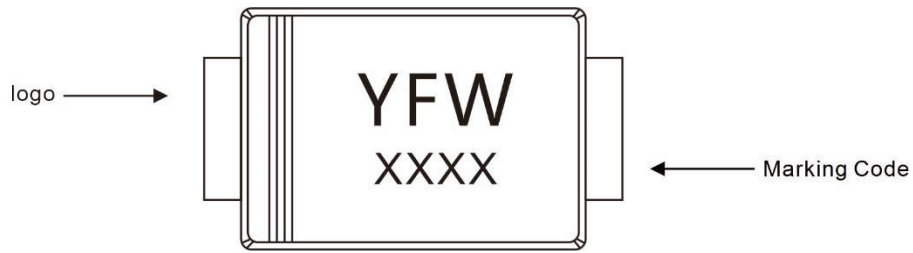


FIG. 4-TYPICAL REVERSE LEAKAGE CHARACTERISTICS



Marking Diagram



Ordering information

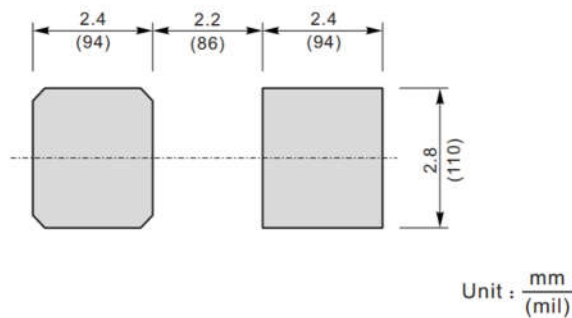
Package	Packing Description	Packing Quantity
DO-214AA SMB	Tape/Reel, 13" reel	3000PCS/Reel 30000PCS/Carton

Package Dimensions

DO-214AA SMB

Dim.	Millimeter(mm)		mil	
	Min.	Max.	Min.	Max.
A	2.13	2.44	84	96
E	4.06	4.70	160	185
D	3.3	3.94	130	155
E ₁	5.08	5.59	200	220
A ₁	0.05	0.20	2.0	7.9
L	0.8	1.5	32	59
C	0.152	0.305	6	12
b	1.9	2.2	75	87

The recommended mounting pad size



Disclaimer

The information presented in this document is for reference only. Guangdong Youfeng Microelectronics Co.,Ltd. reserves the right to make changes without notice for the specification of the products displayed herein to improve reliability, function or design or otherwise. The product listed herein is designed to be used with ordinary electronic equipment or devices, and not designed to be used with equipment or devices which require high level of reliability and the malfunction of which would directly endanger human life (such as medical instruments, transportation equipment, aerospace machinery, nuclear-reactor controllers, fuel controllers and other safety devices), YFW or anyone on its behalf, assumes no responsibility or liability for any damages resulting from such improper use of sale. This publication supersedes & replaces all information previously supplied. For additional information, please visit our website <https://www.yfwdiode.com>, or consult YFW sales office for further assistance.