

Surface Mounted Low VF Schottky Barrier Rectifiers

Reverse Voltage - 150 V



Forward Current - 3 A

FEATURES

- ◆ The plastic package carries Underwriters Laboratory Flammability Classification 94V-0
- ◆ For surface mounted applications
- ◆ Built-in strain relief, ideal for automated placement
- ◆ Low reverse leakage
- ◆ High forward surge current capability
- ◆ High temperature soldering guaranteed 260 °C/10 seconds at terminals

MECHANICAL DATA

- ◆ Case: DO-214AC/SMA
- ◆ Terminals: Solderable per MIL-STD-750, Method 2026
- ◆ Approx. Weight: 0.07g / 0.002oz

Pinning	
1.Cathode	2.Anode
1 	2 
DO-214AC/SMA	
Marking Code	
SSL315	YFW SL315

Absolute Maximum Ratings and Electrical characteristics

Ratings at 25 °C ambient temperature unless otherwise specified. Single phase, half wave, 60Hz resistive or inductive load, for capacitive load, derate by 20 %

Parameter	Symbols	Value	Units
Maximum Repetitive Peak Reverse Voltage	V_{RRM}	150	V
Maximum RMS voltage	V_{RMS}	105	V
Maximum DC Blocking Voltage	V_{DC}	150	V
Maximum Average Forward Rectified Current at $T_c=100^{\circ}C$	$I_{F(AV)}$	3.0	A
Peak forward surge current, 8.3ms single half sine-wave superimposed on rated load	I_{FSM}	100	A
Maximum Instantaneous Forward Voltage at 3.0 A	V_F	0.85	V
Maximum Instantaneous Reverse Current at Rated DC Reverse Voltage $T_A = 25^{\circ}C$ $T_A = 100^{\circ}C$	I_R	0.05 10	mA
Typical Thermal Resistance	$R_{\theta JA}$	65	$^{\circ}C/W$
Operating Junction Temperature Range	T_j	-55 ~ +150	$^{\circ}C$
Storage Temperature Range	T_{stg}	-55 ~ +150	$^{\circ}C$

Ratings And Characteristic Curves

FIG. 1- DERATING CURVE OUTPUT RECTIFIED CURRENT

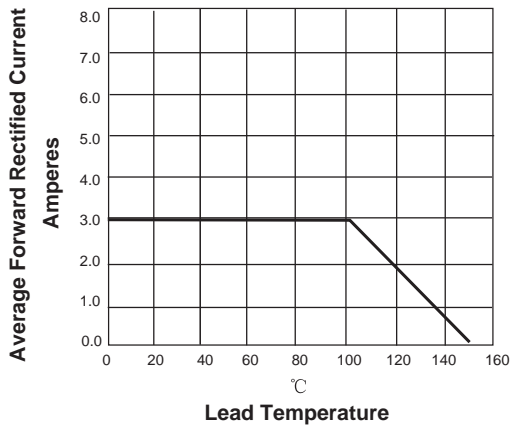


FIG. 2-MAXIMUM NON-REPETITIVE PEAK FORWARD SURGE CURRENT PERLEG

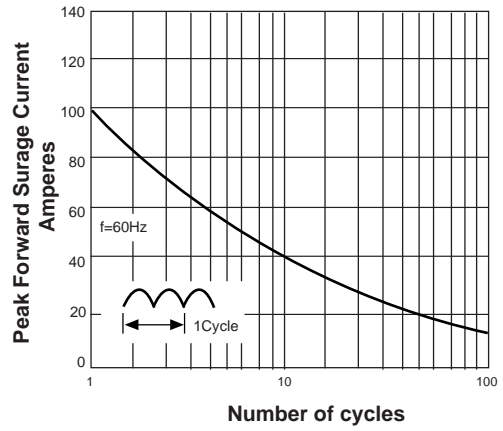


FIG. 3-TYPICAL FORWARD VOLTAGE CHARACTERISTICS

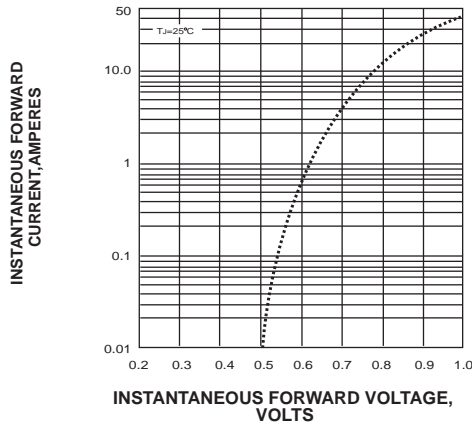
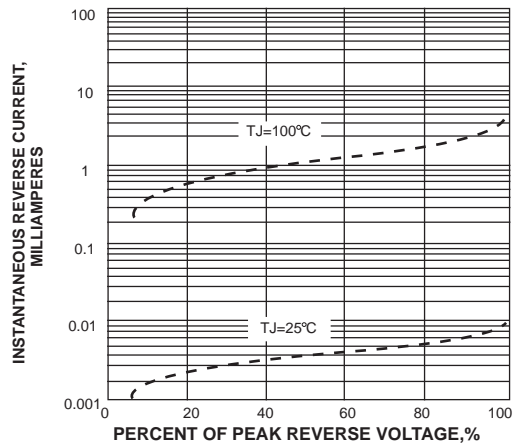


FIG. 4-TYPICAL REVERSE LEAKAGE CHARACTERISTICS



Marking Diagram



Ordering information

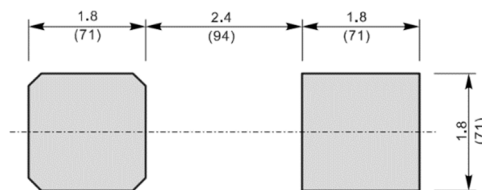
Package	Packing Description	Packing Quantity
DO-214AC SMA	Tape/Reel, 13"reel	5000PCS/Reel 50000PCS/Carton

Package Dimensions

DO-214AC SMA

Dim.	Millimeter(mm)		mil	
	Min.	Max.	Min.	Max.
A	1.9	2.45	75	96
D	4.0	4.5	157	181
E	2.5	2.8	100	110
H _E	4.7	5.2	185	205
c	0.15	0.31	6	12
e	1.3	1.8	51	71
g	0.9	1.5	35	59
b	0.05	0.2	2	7.9
a	0.3		12	

The recommended mounting pad size



Unit : $\frac{\text{mm}}{\text{mil}}$

Disclaimer

The information presented in this document is for reference only. Guangdong Youfeng Microelectronics Co.,Ltd. reserves the right to make changes without notice for the specification of the products displayed herein to improve reliability, function or design or otherwise. The product listed herein is designed to be used with ordinary electronic equipment or devices, and not designed to be used with equipment or devices which require high level of reliability and the malfunction of which would directly endanger human life (such as medical instruments, transportation equipment, aerospace machinery, nuclear-reactor controllers, fuel controllers and other safety devices), YFW or anyone on its behalf, assumes no responsibility or liability for any damages resulting from such improper use of sale. This publication supersedes & replaces all information previously supplied. For additional information, please visit our website <https://www.yfwdiode.com>, or consult YFW sales office for further assistance.